

This document is exclusive MARECO LUCE s.r.l., is strictly prohibited disclosure or reproduction, even partial, as well the use of without written consent of MARECO LUCE s.r.l..The company reserves the right to change models, dimensions and materials at any time without notice.

PRODUCT DATA SHEET

Edge bollard 60°

Code : 1078182S

PRODUCT FAMILY

- Outdoor residential Led rectangular shaped 125x90mm complete with base for plinth/floor installation (IP65)

MATERIAL CHARACTERISTICS

- Housing and bracket made of extruded aluminium EN AW 6060 with thermal treatment, subjected to cleaning and degreasing treatment before anodizing and painting
- Interlocking decorative side profile in PC (polycarbonate)
- Reinforced thermoplastic and painted front closure cap
- 94x84x68mm flange made of hot-dip galvanized steel 75m UNI EN 1461
- Polyester powder coating with a pretreatment (Phosphochromating method) to ensure high protection against weathering
- Screws in stainless steel A2

COLOR

- Metallic grey RAL 9006
- Anthracite RAL 7016 textured
- Rust

LIGHTING CHARACTERISTICS

- LED's lighting source in fixed position
- Immediately ON at 100% of light flux
- Pedestrian LED optics in PMMA (acrylic) with high performances
- Non yellowing, transparent PMMA (acrylic) lens
- Monochromatic LED module (12 Led's)
- PCB in IMS thickness 1,6mm

WIRING CHARACTERISTICS

- LED's module 9.3W
- Built-in driver IP67 (500mA driver output)
- LED circuit secured on the aluminium housing/heat-sink
- Pre-wired with H05RN-F 2x0.75mmq cable (120cm) for the connection to the mains

INSTALLATION AND ORDINARY MAINTENANCE CHARACTERISTICS

- Luminaire for direct installation on plinth/floor through some screws and expansion caps (not supplied)
- Ordinary and extraordinary maintenance not necessary

DIMENSIONS

- 280x125x1000mm

TECHNICAL SPECS

- Led's consumption: 9.3W
- Luminaire consumption: 10.9W
- Step MacAdam: 3
- Lifetime Led's: L90/B50>54Kh - Tc 105°C
- Warranty: 3 years

TECHNICAL SPECS 4000K

- Led's output: 1351lm@tc25°C
- Luminaire output: 1220lm@ta25°C
- Led's efficiency: 145lm/W
- Luminaire efficiency: 112lm/W

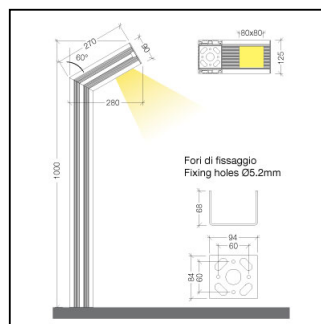
TECHNICAL SPECS 3000K

- Led's output: 1260lm@tc25°C
- Luminaire output: 1137lm@ta25°C
- Led's efficiency: 135lm/W
- Luminaire efficiency: 104lm/W




Rev. 3 - 16/02/2023

Details

- Conformity with EU Directives
- Double insulation/class II
- IK08
- RG1
- CRI>80
- IP 65



90-264V 50/60Hz 10.9W

CE    IP65

