

This document is exclusive MARECO LUCE s.r.l., is strictly prohibited disclosure or reproduction, even partial, as well the use of without written consent of MARECO LUCE s.r.l..The company reserves the right to change models, dimensions and materials at any time without notice.

PRODUCT DATA SHEET

Delux 180° Maxi

Code : 1023084M

PRODUCT FAMILY

- Outdoor residential Led square shaped complete with base for plinth/floor installation (IP65)

MATERIAL CHARACTERISTICS

- Top cover made of die-cast aluminium (ADC12) anodized and painted
- Housing made of extruded aluminium EN AW 6060 with thermal treatment, subjected to cleaning and degreasing treatment before anodizing and painting
- Flat in traslucent PMMA (acrylic) with brushed effect diffuser, sealed with pure neutral silicone, anti-mold with low elastic modulus for an excellent resistance to aging, weathering, and UV rays
- Reinforced thermoplastic base in NY-FV30%
- Wiring compartment in white PC (polycarbonate)
- Polyester powder coating with a pretreatment (Phosphochromating method) to ensure high protection against weathering
- Screws in stainless steel A2

Mechanical properties of silicone, polymerized 7 days at 22°C and 50% relative humidity

- Hardness, Shore A 37
- Tensile strength MPa 2,5
- Elongation at break %680

COLOR

- Metallic grey RAL 9006
- Anthracite RAL 7016 textured
- Rust

LIGHTING CHARACTERISTICS

- LED lighting source mains supplied, in a fixed position
- Immediately ON at 100% of light flux
- Monochromatic LED module (76 Led's)
- LED's Osram GWJTLPS1-EM
- PCB in IMS thickness 1,6mm

WIRING CHARACTERISTICS

- LED's module 10W mains powered 220-240V 50/60Hz
- PG9 plastic cable gland equipped with osmotic valve for air and humidity leakage (reducing the overpressures)
- Connection to the main supply through a H05RN-F 2x0,75mmq pre-wired cable (25cm) out of the luminaire

INSTALLATION AND ORDINARY MAINTENANCE CHARACTERISTICS

- Luminaire for direct installation on plinth/floor through some screws and expansion caps (not supplied)
- Preset for installation on a Ø60mm pole (Hmin 80mm - Hmax 150mm)
- Ordinary and extraordinary maintenance not necessary

DIMENSIONS

- 85x85x475mm
- 85x85x752mm
- Base 85x85

TECHNICAL SPECS

- Led's consumption: 10W
- Luminaire consumption: 10W
- Power factor: 0,93
- Step MacAdam: 3
- Lifetime Led's: L70/B50>60Kh - Tc 105°C
- Warranty: 3 years

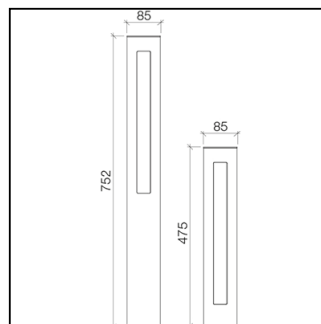

TECHNICAL SPECS 3000K/4000K


- Led's output: 1158lm@tc25°C
- Luminaire output: 710lm@ta25°C
- Led's efficiency: 116lm/W
- Luminaire efficiency: 71lm/W

Rev. 5 - 16/02/2023

Details

- Conformity with EU Directives
- Double insulation/class II
- IK06
- RG1
- CRI>80
- IP 65



220-240V 50/60Hz 10W					
CE		IK06	RG1	CRI ≥80	IP65